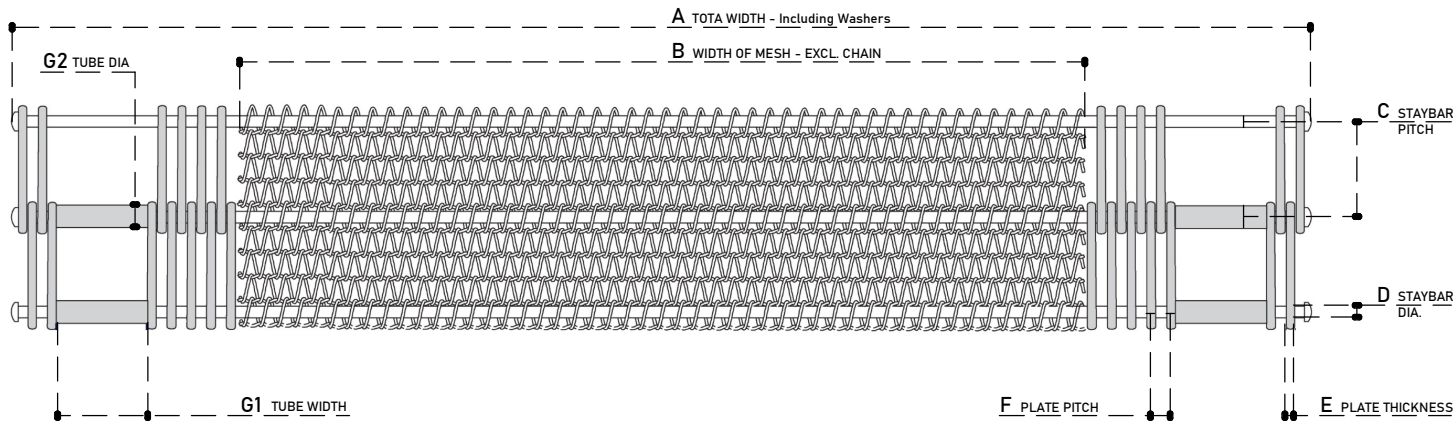
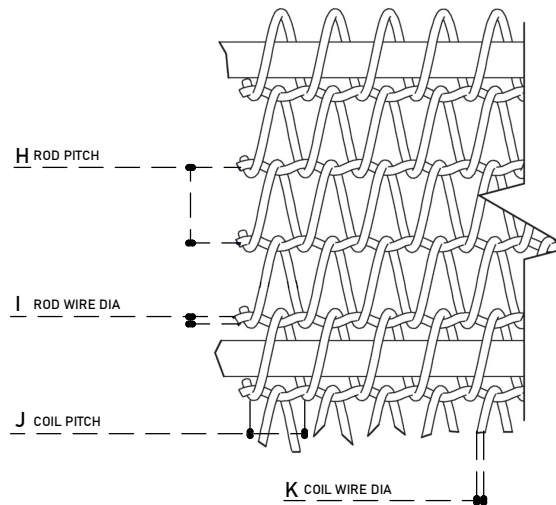


## BELT TYPE

STRAIGHT RUNNING BELT Positive Drive : Chain & Sprockets	X
STRAIGHT RUNNING BELT Friction Drive : Rollers	
TURN & SPIRAL BELT Positive Drive : Chain & Sprockets	



## WEAVE CONSTRUCTION



## WIRE BELTING

NOTE: PITCH MEASUREMENT IS CENTRE TO CENTRE | MEASUREMENTS ARE ALL IN 'mm'

TOTAL BELT LENGTH :	
A - TOTAL WIDTH (NB Incl. Washers) :	
B - WIDTH OF MESH EXCL. CHAIN :	
C - STAYBAR PITCH :	
D - STAYBAR DIA :	
STAYBAR MATERIAL :	
E - PLATE THICKNESS :	
F - PLATE PITCH :	
PLATE MATERIAL :	
G1 - TUBE WIDTH :	
G2 - TUBE DIA :	
H - ROD PITCH :	
I - ROD WIRE DIA. :	
J - COIL PITCH :	
K - COIL WIRE DIA :	
COIL MATERIAL :	
ROD END FINISH TO CHAIN :	
MUSHROOM :	<input type="checkbox"/>
WELDED TO CHAIN :	<input type="checkbox"/>
WASHER WELDED :	<input type="checkbox"/>
COTTERED :	<input type="checkbox"/>

# Tegman

(PTY) LTD

## DRAWING : Specialised Balance Weave Belt

Customer : \_\_\_\_\_

Contact Person : \_\_\_\_\_

Contact Number: \_\_\_\_\_

Email : \_\_\_\_\_

APPROVED FOR MANUFACTURE  
SIGNATURE:


[www.tegman.co.za](http://www.tegman.co.za)

[sales@tegman.co.za](mailto:sales@tegman.co.za)

031 563 4252 / 072 299 4947



COTTERED EDGE



MUSHROOM EDGE



WASHER WELD EDGE